







PEWITHALL PRIMARY SCHOOL  
 CURRICULUM INFORMATION

YEAR 1 | 2023-2024



LITERACY

In Literacy we will be using a scheme called 'Pathways to write'. The class stories we cover in class are lovely picture books, which we will read a few pages of each day. Each half-term, we will concentrate on a class text that is age appropriate for Year One. In the past, parents have bought these books and read them to their own children at home. While this is fantastic, it does make it harder to teach if you know what will happen at the end of the story. I suggest getting books from these authors if you do want to purchase some story books.

Autumn Term		Spring Term		Summer Term	
Lost and Found	Nibbles the book monster.	The lion inside	The curious case of the missing mammoth	Toys in space.	Goldilocks and just the one bear.
					

Reading

Your child will be encouraged to apply their phonic knowledge to decode words and to respond speedily with the correct sound to graphemes (letters or groups of letters) for all 40+ phonemes including where applicable, alternative sounds for graphemes.

Writing

Your child will be encouraged to hold their pencil comfortably and correctly and to form the lower-case and capital letters properly starting and finishing in the right place.

Vocabulary, Grammar & Punctuation

Your child will be encouraged to:

- Leave finger spaces between words.
- Punctuate sentences using a capital letter and full stop.
- Use capital letters for names of people, places, the days of the week and the personal pronoun 'I'.

### What can you do to help?

- Read! Read! Read! As much as possible. Please read to your child and listen to them read to you. Encourage your child to decode unfamiliar words and remember the pictures are there to help your child too. Make reading a fun and enjoyable experience!
- Encourage your child to practise writing paying particular attention to our letter join writing style. Please make sure your child holds a pencil correctly and forms all the letters in the right way. Encourage your child to write simple sentences.
- Please learn the spellings regularly; make it as fun as possible.

### Phonics

## **SUPERSONIC** Phonic Friends

Key terms we use in our teaching:

Digraph - two letters make one sound (e.g. sh, ch, ai, ea, ou, ow).

Trigraph - three letters make one sound (e.g. igh, ear, air, ure).

Split digraph - two letters make one sound but the letters have been split apart by another letter. (e.g. the a - e sound in cape)

Phoneme - a single unit of sound

Grapheme - a written letter, or group of letter that represent a sound.

Consonants - b, c, d, f, g, h, j, k, l, m, n, p, q, r, s, t, v, w, x, y, z

Blend - to put or merge the sounds together to make a word (e.g. the sounds d-o-g are blended to the word 'dog').

Segment - to break down the word into its individual sounds to spell (e.g. cat can be split into the sounds c-a-t).

Sound buttons - ways of visually isolating different sounds in a word. We use a dot under letters where one letter makes one sound and a line understand digraphs or trigraphs.

### How you can help at home

- Reading every night at home with your child
- Practise reading and writing tricky words
- Practising handwriting
- Phonics Games.

Power Maths



During Year 1 your child will learn to:

### Number and Place Value

- Read and write numbers from 1 to 20 in numerals and words.
- Count to and across 100, forwards & backwards, beginning with 0 or 1, or from any given number.

- Count, read and write numbers to 100 in numerals; count in multiples of twos, fives and tens.
- Given a number, identify one more and one less.
- Identify and represent numbers using objects and pictorial representations including a number line; use language of: equal to, more than, less than (fewer), most, least.

#### Addition and Subtraction

- Read, write and interpret mathematical statements involving addition (+), subtraction (-) equals (=) signs.
- Add and subtract 1-digit & 2-digit numbers to 20, including zero.
- Solve one-step problems that involve addition and subtraction, using concrete objects & pictorial representations and missing numbers.

#### Multiplication and Division

- Read, write and interpret mathematical statements involving addition (+), subtraction (-) equals (=) signs.
- Solve one-step problems involving multiplication and division, calculating the answer using concrete objects, pictorial representations & arrays with teacher support.

#### Fractions

- Recognise, find and name a half as 1 of 2 equal parts of an object, shape or quantity and a quarter as one of four equal parts of an object, shape or quantity.

#### Measurement

Compare, describe and solve practical problems for:

- Length and height
- Mass and weight
- Capacity and volume
- Time

#### Properties of Shapes

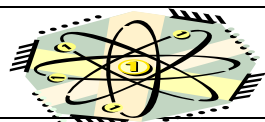
- Recognise and name common 2-D and 3-D shapes, including circles, rectangles, triangles, cubes, pyramids and spheres.

#### Position and Direction

- Describe position, direction and movement, including whole, half, quarter and three-quarter turns.

#### What can you do to help?

- Counting to 100 - counting in 2s, 5s, 10s
- Learn by heart doubles and halves to 20
- Draw your child's attention to numbers and shapes in the environment and encourage them to learn the names of shapes
- Talk to your child about units of time e.g.: 60 seconds = 1 minute, 60 minutes = 1 hour, 24 hours = 1 day, 7 days = 1 week, 12 months = 1 year.
- Practise telling the time o'clock and half-past.
- Encourage your child to handle money, add coins and find change from 20p.



## SCIENCE

During Year 1 your child will be taught to use the following practical scientific methods, processes and skills:

- Asking simple questions and recognising that they can be answered in different ways.
- Observing closely, using simple equipment.
- Performing simple tests.
- Identifying and classifying.
- Using their observations and ideas to suggest answers to questions.
- Gathering and recording data to help in answering questions.

Topics to be covered this year include:

- Everyday Materials
- Animals, Including Humans
- Seasonal Changes
- Plants

What can you do to help?

- Encourage your child to discuss topics being studied at school and help them to learn and consolidate the concepts.
- Visit the library to find out more about the science topic being covered.
- Encourage your child to develop an interest in the things in the world around them.
- Talk to your child and feed their curiosity.


	<h2>RELIGION</h2>
--	-------------------

Throughout the year your child will be taught to:

- Recognise and describe things that are special to others.
- Recognise religious symbols and words.
- Talk about their feelings and experiences.
- Talk about what is important to themselves and others.
- Share their experiences and feelings about sharing and greed; right and wrong.
- Know there are special people and times.
- Understand that Christians ask God to forgive them.
- Retell a range of religious stories.
- Describe and explain some of the symbols used in church.

What can you do to help?

- Teach your child the difference between right and wrong.
- Talk to your child about what they are learning about in RE and what they have heard in assembly.

	<h2>LEARNING PROJECTS</h2>
---	----------------------------

History

Throughout the year your child will be taught about:

- Changes within living memory and national life.
- Events beyond living memory that are significant nationally or globally.

- The lives of significant individuals in the past who have contributed to national and international achievements.
- Significant historical events, people and places in their own locality.

### Geography

Throughout the year your child will be taught to:

- Name and locate the world's seven continents and five oceans.
- Name, locate and identify characteristics of the four countries and capital cities of the United Kingdom and its surrounding seas.
- Identify seasonal and daily weather patterns in the United Kingdom and the location of hot and cold areas of the world in relation to the Equator and the North and South poles.
- Use world maps, atlases and globes to identify the United Kingdom and its countries, as well as different countries, continents and oceans.

### Art and Design & Technology

Across all 3 topics, children will work with a variety of materials to design and make products, developing a range of art and design techniques. Children will study the work of a range of artists and will design, make and evaluate a range of products.

### Music

Pupils will join in with singing activities, develop an understanding of musical composition and listen and appreciate various composers and music.

## OUR CLASS LEARNING PROJECTS

- Seaside Holidays- Autumn Term
- Great Inventors- Spring Term
- Courageous Explorers- Summer Term

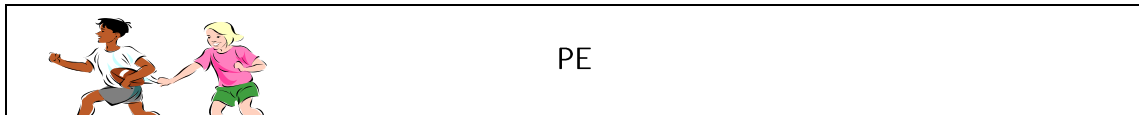


## COMPUTING

During this year your child will be taught the following skills:

- To use technology purposefully to organise, store and retrieve digital content.
- To use technology purposefully to create and manipulate digital content.
- To use technology safely and respectfully.
- To keep personal information private.
- To identify where to go for help and support when they have concerns about content or contact on the internet or other online technologies.
- To understand what algorithms are.

- To understand how algorithms are implemented as programs on digital devices; and that programs execute by following precise and unambiguous instructions.



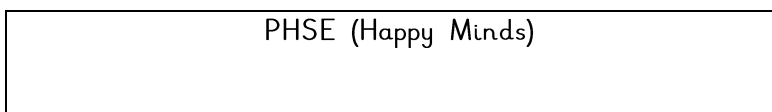
## PE

During the year your child will be improving their skills by:

- Mastering basic movements including running, jumping, throwing and catching, as well as developing balance, agility and co-ordination and applying these in a range of activities.
- Participating in team games, developing simple tactics for attacking and defending.
- Performing dance using simple pattern movements.

What can you do to help?

- Have fun together!
- Encourage your child to take up a leisure activity such as swimming, dance or football.
- Explain the importance of taking part and not always winning.
- Encourage your child to observe the changes that happen to their bodies when they are physically active.



## PHSE (Happy Minds)



During this year your child will be learning about:

- Caring for myself
- Caring for others
- Gifts and giving
- Friendship
- Keeping safe
- Working well together
- Looking forward
- How my brain works

What can you do to help?

- Help your child to understand and develop positive relationships with those around us through discussions.
- Play games to develop a sense of taking turns and playing fairly.
- Discuss eating sensibly, exercise and personal hygiene.

