





Learning project grid WB 22.02.20

Choose 1 activity a day. Share to Tapestry or return to school with your phonics and maths learning.

| | | |
|---|--|--|
| <p><u>Communication, Language and Literacy</u></p> <p>Talking pictures 1 - Write a sentence about the picture.</p> | <p><u>Literacy</u></p> <p>Find out where your favourite fruit comes from. Find that on a world map. Write 3 facts about the country that your favourite fruit grows in.</p> | <p><u>Communication, Language and Literacy</u></p> <p>Talking pictures 2 - Write a sentence about the picture.</p> |
| <p><u>Maths</u></p> <p>Watch the story of Handa's Surprise here</p> <p>https://www.youtube.com/watch?v=XyIV_xYiQas</p> <p>Make a fruit salad using your favourite fruits. Count how many you have of each fruit? Which do you think is the lightest? Which is the heaviest? Weigh your fruit to see if you were right. Explore cutting your fruit into halves and quarters.</p>  | <p><u>Around the world</u></p> <p>These activities are cross curricular. That means they will support learning in other areas including the Prime areas; Communication and Language, Personal, Social and Emotional and Physical Development. Encourage your child to make their own suggestions, develop and change their own ideas and find ways of solving problems they encounter. This supports the development of the Characteristics of Effective Learning.</p> <p>Have a look at our Twinkl interactive resources for this topic.</p> <p>Use this code to access them on the page below:</p> <p>JY6043</p> <p>https://www.twinkl.co.uk/go</p>  | <p><u>Understanding the world</u></p> <p>Ask a grown up to help you use a computer to learn about how bees and other pollinating insects help us. See if you can have a space in your garden or a plant pot to plant some seeds that will encourage bees and other pollinating insects to visit your garden. What will your seeds need to grow? Keep a little diary of what you see as your plants start to grow.</p> |
| <p><u>Understanding the world</u></p> <p>Choose a continent to learn about. What is the weather like there? What animals live there? What can you find out about the people that live there? Make a poster about what you have learnt.</p> | <p><u>Understanding the World</u></p> <p>Ask a grown up to help you use a computer to learn about how bees and other pollinating insects help us. See if you can have a space in your garden or a plant pot to plant some seeds that will encourage bees and other pollinating insects to visit your garden. What will your seeds need to grow? Keep a little diary of what you see as your plants start to grow.</p> <p>https://www.natgeokids.com/uk/discover/animals/insects/honey-bees/</p>  | <p><u>Expressive art & Design</u></p> <p>Find out about the word pollution. What does it mean? What can we do to stop it? Ask a grown up to give you some clean rubbish and see if you can make a picture or a model with it. Make a recycled instrument like a shaker, box guitar or drum!</p> <p>https://www.activityvillage.co.uk/musical-instruments</p>  |
| <p><u>Understanding the World</u></p> <p>Learn your address! Can you tell an adult where you live? Look it up on a map.</p> | <p><u>Understanding the World</u></p> <p>Ask a grown up to help you use a computer to learn about how bees and other pollinating insects help us. See if you can have a space in your garden or a plant pot to plant some seeds that will encourage bees and other pollinating insects to visit your garden. What will your seeds need to grow? Keep a little diary of what you see as your plants start to grow.</p> <p>https://www.natgeokids.com/uk/discover/animals/insects/honey-bees/</p> | <p><u>Literacy</u></p> <p>Use the Handa's Surprise stick puppets by to retell the story,</p> |

